

DUO

Quick Start Guide

Hear Audio

Insert Eko EARPIECE into the audio jack and twist to secure.

DUO can also be used with most 3.5mm headphones.



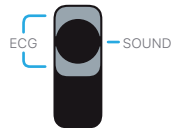
Turn DUO On/Off

Press and hold the center button for 2 seconds.



Sounds + ECG

DUO is equipped with a digital stethoscope diaphragm and 2 ECG electrodes.



Placement

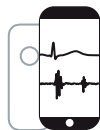
DUO streams a single lead ECG. Best placement varies.

DUO can also be used to auscultate at all anatomical positions.



Link and Capture

Download the Eko app, available on the App Store® and follow the on-screen instructions to connect to DUO.



Volume Controls

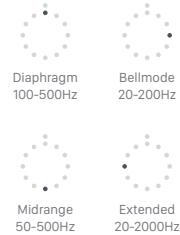
Click the side buttons to adjust body sound amplification.



Change Audio Filter

Click the center button three times quickly.

The light ring will indicate the active audio filter.



Record a Sound and ECG

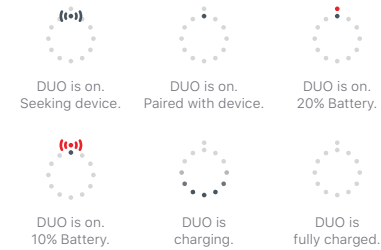
Click the center button twice to begin and end recording.

DUO must be paired to the Eko app to record.



Charging

Place the device on the wireless charging pad. Power the charging pad using the included micro USB cable and wall adapter.



Learn More

DUO user manual available at ekodevices.com/getstarted or contact us at support@ekodevices.com